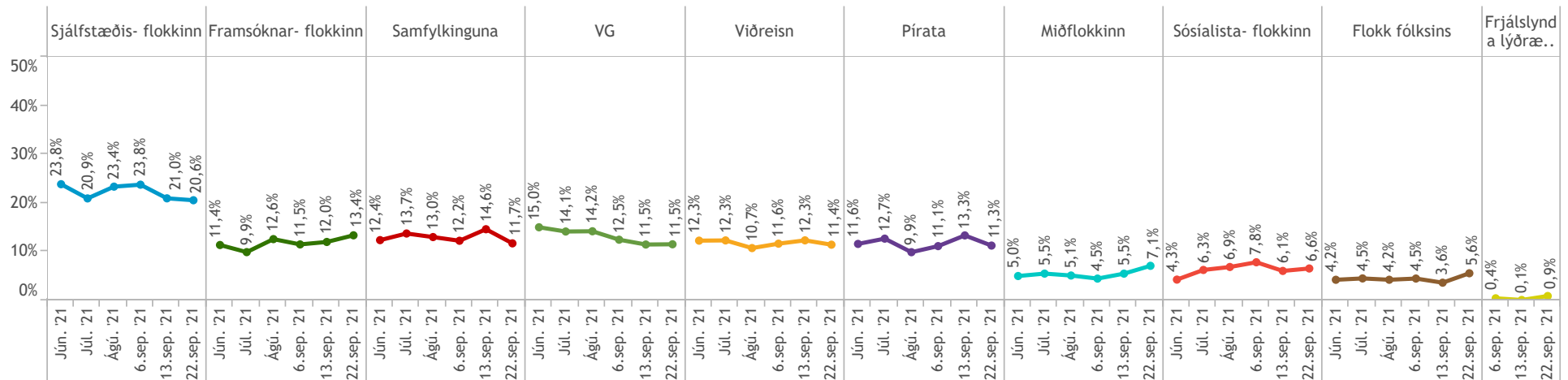
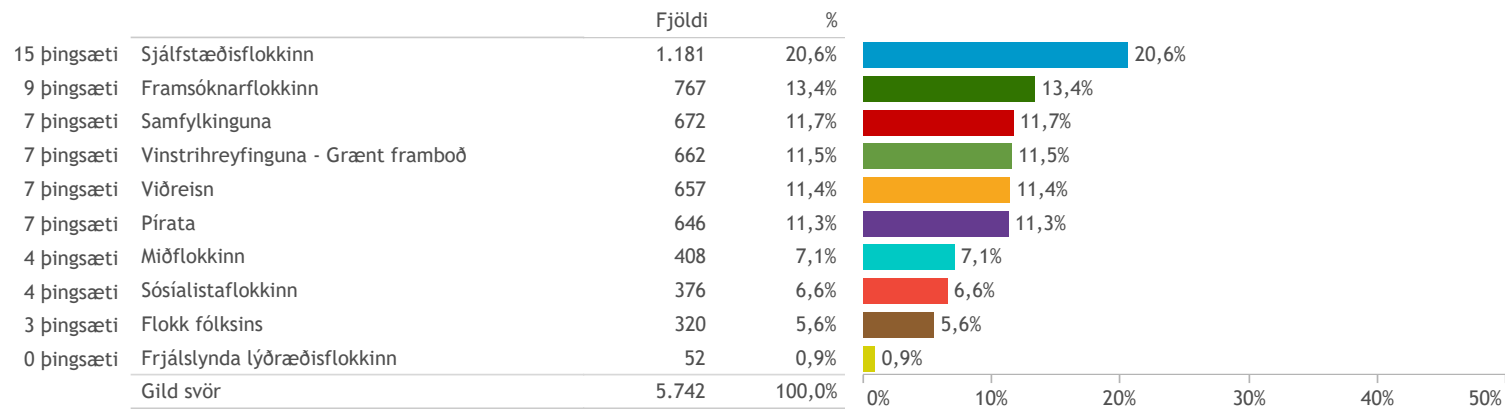
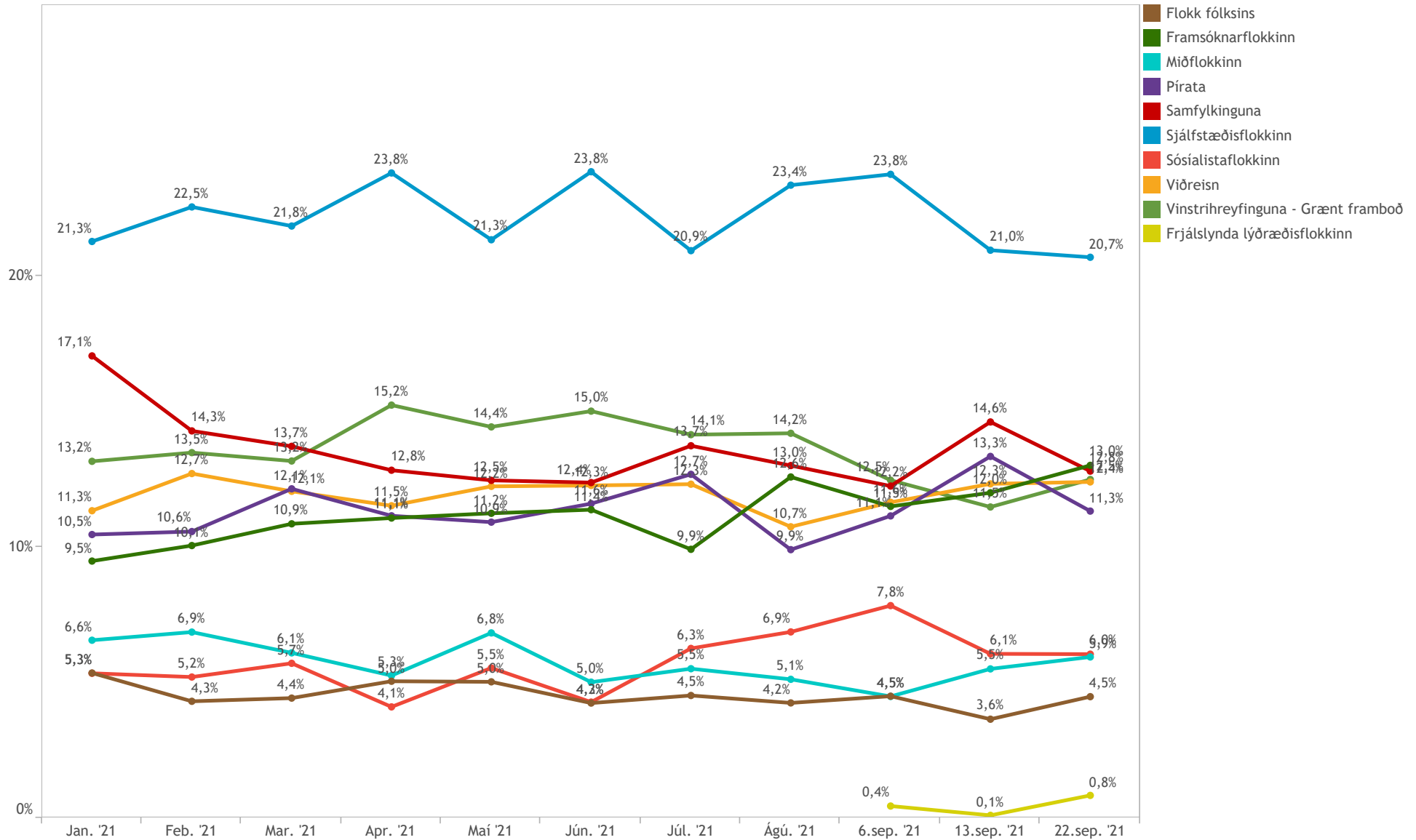


## Hvaða flokk myndir þú kjósa ef kosið yrði til Alþingis í dag?



### Hvaða flokk myndir þú kjósa ef kosið yrði til Alþingis í dag?



Hvaða flokk myndir þú kjósa ef kosið yrði til Alþingis í dag?

|                  | Sjálfstæðis-<br>flokkinn | Framsóknar-<br>flokkinn | Samfylkinguna | VG          | Viðreisn    | Pírata      | Miðflokkinn | Sósíalista-<br>flokkinn | Flokk fólksins | Frjálslynda<br>lýðræðis-<br>flokkinn |
|------------------|--------------------------|-------------------------|---------------|-------------|-------------|-------------|-------------|-------------------------|----------------|--------------------------------------|
| <b>Allir</b>     | 20,6% (1.181)            | 13,4% (767)             | 11,7% (672)   | 11,5% (662) | 11,4% (657) | 11,3% (646) | 7,1% (408)  | 6,6% (376)              | 5,6% (320)     | 0,9% (52)                            |
| <b>Kyn</b>       |                          |                         |               |             |             |             |             |                         |                |                                      |
| Karl             | 23,8% (700)              | 12,6% (370)             | 10,7% (316)   | 7,0% (207)  | 12,7% (374) | 11,1% (327) | 9,6% (283)  | 7,4% (217)              | 4,4% (129)     | 0,8% (23)                            |
| Kona             | 17,2% (481)              | 14,2% (397)             | 12,8% (357)   | 16,3% (455) | 10,1% (283) | 11,4% (319) | 4,4% (124)  | 5,7% (160)              | 6,8% (192)     | 1,0% (29)                            |
| <b>Aldur</b>     |                          |                         |               |             |             |             |             |                         |                |                                      |
| 18-29 ára        | 18,4% (242)              | 11,5% (151)             | 16,1% (212)   | 6,7% (88)   | 14,3% (188) | 16,0% (210) | 5,7% (75)   | 7,2% (94)               | 2,8% (37)      | 1,2% (16)                            |
| 30-39 ára        | 19,1% (207)              | 11,9% (130)             | 11,1% (121)   | 13,4% (146) | 12,3% (134) | 14,0% (152) | 6,0% (65)   | 6,8% (74)               | 4,9% (53)      | 0,5% (5)                             |
| 40-49 ára        | 17,8% (174)              | 14,8% (145)             | 8,9% (87)     | 14,1% (138) | 12,3% (120) | 11,5% (112) | 7,4% (73)   | 7,1% (70)               | 4,8% (47)      | 1,2% (12)                            |
| 50-59 ára        | 24,9% (216)              | 15,3% (132)             | 9,1% (79)     | 11,6% (101) | 10,9% (95)  | 8,2% (71)   | 6,9% (60)   | 5,7% (49)               | 6,3% (55)      | 1,0% (8)                             |
| 60 ára og eldri  | 22,8% (342)              | 13,9% (209)             | 11,6% (174)   | 12,6% (189) | 8,0% (120)  | 6,8% (102)  | 9,0% (135)  | 6,0% (90)               | 8,6% (129)     | 0,7% (11)                            |
| <b>Kjördæmi</b>  |                          |                         |               |             |             |             |             |                         |                |                                      |
| Reykjavík-Norður | 16,1% (175)              | 7,9% (86)               | 19,3% (209)   | 12,5% (136) | 12,7% (138) | 18,3% (199) | 2,5% (27)   | 6,6% (72)               | 3,9% (42)      | 0,3% (4)                             |
| Reykjavík-Suður  | 18,2% (201)              | 9,1% (100)              | 12,8% (141)   | 14,2% (157) | 13,4% (148) | 13,0% (144) | 4,7% (52)   | 7,8% (86)               | 5,9% (66)      | 1,0% (11)                            |
| Suðvestur        | 25,2% (380)              | 12,1% (183)             | 9,4% (143)    | 11,0% (166) | 13,5% (203) | 9,4% (142)  | 8,1% (122)  | 5,6% (84)               | 4,8% (72)      | 0,9% (14)                            |
| Norðvestur       | 22,7% (136)              | 22,0% (132)             | 6,7% (40)     | 10,6% (63)  | 7,5% (45)   | 8,0% (48)   | 10,4% (62)  | 5,2% (31)               | 6,1% (37)      | 0,8% (4)                             |
| Norðaustur       | 15,2% (102)              | 19,1% (129)             | 11,4% (77)    | 13,4% (90)  | 7,5% (51)   | 7,8% (52)   | 10,8% (72)  | 7,8% (52)               | 5,8% (39)      | 1,3% (9)                             |
| Suður            | 24,3% (187)              | 18,1% (139)             | 8,1% (62)     | 6,5% (50)   | 9,4% (72)   | 8,0% (62)   | 9,3% (72)   | 6,7% (51)               | 8,4% (65)      | 1,3% (10)                            |

Fjöldatölur eru í sviga.